

# Star Ferro and Cement Limited

Regd. Office : Vill : Lumshnong, P.O. : Khaliéhriat, Meghalaya - 793210, Phone : 03655-278215/16/18, Fax : 03655-278217  
E-mail : info@starferrocement.com, Website : www.starferrocement.com, CIN : L27310ML2011PLC008564

Date: July 14, 2016

To,  
The Listing Department,  
National Stock Exchange of India Limited  
Exchange Plaza, C-1, Block-G  
Bandra Kurla complex, Bandra-East  
Mumbai-400 051  
Stock code: SFCL

BSE Limited  
Phiroze Jeejeebhoy Towers  
Dalal Street  
Mumbai-400 001  
Stock code: 536666


Dear Sir(s),

**Sub: Regulation 31: Shareholding Pattern for the Quarter ended 30<sup>th</sup> June, 2016**

Pursuant to Regulation 31 of SEBI (Listing Obligations and Disclosure Requirements) Regulations, 2015, please find enclosed the Shareholding Pattern for the Quarter ended 30<sup>th</sup> June, 2016.

This is for your information and record.

Thanking you,  
For Star Ferro and Cement Limited



**Debabrata Thakurta**  
(Company Secretary)

*Encl. As stated*

**Format of holding of specified securities**



1. Name of Listed Entity: STAR FERRO AND CEMENT LIMITED (CIN:L27310ML2011PLC008564)
2. Scrip Code - Name of Scrip :- Class of Security Equity
3. Share Holding Pattern Filed under : ~~Reg-31(1)(b)~~/Reg. 31(1)(b)/Reg-31(1)(c.)
  - a. If under 31 (1)(b) then indicate the report for Quarter ending: 30/06/2016
  - b. If under 31(1)(c) then indicate date of allotment/extinguishment

4. Declaration : The Listed entity is required to submit the following declaration to the extent of submission of information:-

Particulars	Yes*	No*
1 Whether the Listed Entity has issued any partly paid up shares?		No
2 Whether the Listed Entity has issued any Convertible Securities or Warrants?		No
3 Whether the Listed Entity has any shares against which depository receipts are issued?		No
4 Whether the Listed Entity has any shares in Locked-in?		No
5 Whether any shares held by promoters are pledge or otherwise encumbered?		No


\* If the Listed Entity selects the option 'No' for the questions above, the column for the partly paid up shares, Outstanding Convertible Securities/Warrants, depository receipts, locked-in shares, No of shares pledged or otherwise encumbered by promoters, as applicable, shall not be displayed at the time of dissemination on the Stock Exchange website. Also wherever there is 'No' declared by Listed Entity in above table the values will be considered as 'Zero' by default on submission of the format of holding of specified securities.

5. The tabular format for disclosure of holding of specified securities is as follows:-



STAR FERRO AND CEMENT LIMITED  
Table I - Summary Statement holding of specified securities as on 30/06/2016

Category (I)	Category of shareholder (II)	Nos. of shares (III)	No. of fully paid up equity shares held (IV)	No. of Partly paid-up equity shares held (V)	No. of shares underlying Depository Receipts (VI)	Total nos. shares held (VII)=(IV)+(V)+(VI)	Shareholding as a % of total no. of shares (calculated as per SCRR, 1957) (VIII) As a % of (A+B+C2)	Number of Voting Rights held in each class of securities (X)			No of shares underlying convertible securities (including Warrants) (X)	Shareholding as a % assuming full conversion of convertible securities (as a percentage of diluted share capital) (XI)=(VII)+(X) As a % of (A+B+C2)	Number of Locked in shares (XII)		Number of shares pledged or otherwise encumbered (XIII)		Number of equity shares held in dematerialized form (XIV)
								Class eg: x	No of Voting Rights	Total			As a % of total shares held (b)	No. (a)	As a % of total shares held (b)	No. (a)	
(A)	Promoter & Promoter group	22	148070748	0	0	148070748	66.6466	148070748	0	66.6466	0	0	0	0	0.0000	148070748	
(B)	Public	12492	74102242	0	0	74102242	33.3534	74102242	0	33.3534	0	0	0	0	0.0000	73301874	
(C)	Non Promoter - Non Public																
(C1)	Shares underlying DRs						NA										
(C2)	Shares held by Employee Trusts																
	Total	12514	222172990	0	0	222172990	100.0000	222172990	0	100.0000	0	0	0	0	0.0000	221372622	



**STAR FERRO AND CEMENT LIMITED**

**Table II - Statement Showing shareholding pattern of the Promoter and Promoter Group as on 30/06/2016**

(1)	(2)	(3)	(4)	(5)	(6)	Number of Voting Rights held in each class of securities (IX)			Shareholding as a % assuming full conversion of convertible securities (as a percentage of diluted share capital) (XI)=(VI)+X (As a % of A+B+C2)	Number of Locked in shares (XII)	Number of shares pledged or otherwise encumbered (XIII)	Number of equity shares held in dematerialized form (XIV)
						No of Voting Rights	Class	Total				
(a)	Individuals/Hindu Undivided Family	16	108741668	0	108741668	48.9446	0	108741668	48.9446	0	0.0000	108741668
	PREM KUMAR BHAJANKA	1	27944845	0	27944845	12.5780	0	27944845	12.5780	0	0.0000	27944845
	SANJAY AGARWAL	1	19482445	0	19482445	8.7690	0	19482445	8.7690	0	0.0000	19482445
	SAJAN BHAJANKA	1	16615675	0	16615675	7.4787	0	16615675	7.4787	0	0.0000	16615675
	SANTOSH BHAJANKA	1	15049500	0	15049500	6.7738	0	15049500	6.7738	0	0.0000	15049500
	DIWYA AGARWAL	1	14488750	0	14488750	6.5214	0	14488750	6.5214	0	0.0000	14488750
	YASH BHAJANKA	1	3344783	0	3344783	1.5055	0	3344783	1.5055	0	0.0000	3344783
	HARI PRASAD AGARWALA	1	2435760	0	2435760	1.0963	0	2435760	1.0963	0	0.0000	2435760
	BHAVNA AGARWAL	1	2321690	0	2321690	1.0450	0	2321690	1.0450	0	0.0000	2321690
	SUMITRA DEVI AGARWALA	1	1676250	0	1676250	0.7545	0	1676250	0.7545	0	0.0000	1676250
	HARI PRASAD AGARWALA	1	1530990	0	1530990	0.6891	0	1530990	0.6891	0	0.0000	1530990
	SONU BHAJANKA	1	1030010	0	1030010	0.4636	0	1030010	0.4636	0	0.0000	1030010
	PAYAL AGARWAL	1	1000000	0	1000000	0.4501	0	1000000	0.4501	0	0.0000	1000000
	SHRADHA AGARWAL	1	811820	0	811820	0.3654	0	811820	0.3654	0	0.0000	811820
	RAJESH KUMAR AGARWAL	1	745225	0	745225	0.3354	0	745225	0.3354	0	0.0000	745225
	NANCY BHAJANKA	1	141000	0	141000	0.0635	0	141000	0.0635	0	0.0000	141000
	KESHAV BHAJANKA	1	122925	0	122925	0.0553	0	122925	0.0553	0	0.0000	122925
(b)	Central Government/State Government(s)											
(c)	Financial Institutions/Banks											
(d)	Any Other (specify)											
	Bodies Corporate	6	39329080	0	39329080	17.7020	0	39329080	17.7020	0	0.0000	39329080
	SRIRAM VANIJYA PVT. LTD.	1	8502180	0	8502180	3.8268	0	8502180	3.8268	0	0.0000	8502180
	BRUDHAM MERCHANTS PVT. LTD.	1	7743990	0	7743990	3.4856	0	7743990	3.4856	0	0.0000	7743990
	SUMANGAL INTERNATIONAL PVT. LTD.	1	7666900	0	7666900	3.4508	0	7666900	3.4508	0	0.0000	7666900
	SUMANGAL BUSINESS PVT. LTD.	1	6831240	0	6831240	3.0747	0	6831240	3.0747	0	0.0000	6831240
	SRIRAM MERCHANTS PVT. LTD.	1	6739870	0	6739870	3.0336	0	6739870	3.0336	0	0.0000	6739870
	AUROVILLE INVESTMENTS PVT LTD	1	1845000	0	1845000	0.8304	0	1845000	0.8304	0	0.0000	1845000
	Sub Total	22	148070748	0	148070748	66.6466	0	148070748	66.6466	0	0.0000	148070748
(2)	Foreign Individuals (Non-Resident Individuals/Foreign Individuals)											
(a)	Government											
(b)	Institutions											
(c)	Foreign Portfolio Investor											
(d)	Any Other (specify)											
(e)	Sub Total	0	0	0	0	0.0000	0	0	0.0000	0	0.0000	0

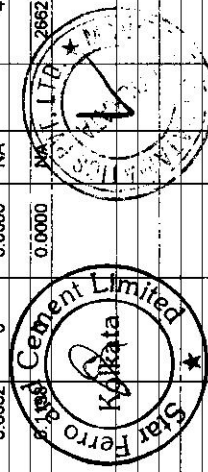




**STAR FERRO AND CEMENT LIMITED**

**Table II - Statement Showing shareholding pattern of the Public shareholder as on 30/06/2016**



Category & Name of the Shareholders (I)	PAN (II)	Nos. of shareholders (III)	No. of fully paid up equity shares held (IV)	Partly paid up equity shares held (V)	Nos. of shares underlying Depository Receipts (VI)	Total nos. shares held (VII) = (IV) + (V) + (VI)	Shareholding % calculated as per SCRR, 1957) As a % of (A+B+C2) (VIII)	Number of Voting Rights held in each class of securities (IX)			Shareholding as a % assuming full conversion of convertible securities (as a percentage of diluted share capital) (XI) = (VII) + (X) As a % of (A+B+C2)	Number of Locked in shares (XII)	Number of shares pledged or otherwise encumbered (XIII)	Number of equity shares held in dematerialized form (XIV)
								Class x	Class y	Total				
(1)	(2)	(3)	(4)	(5)	(6)	(7)	(8)	(9)	(10)	(11)	(12)	(13)	(14)	
(a) Mutual Funds / UTI														
(b) Venture Capital Funds														
(c) Alternate Investment Funds														
(d) Foreign Venture Capital Investors														
(e) Foreign Portfolio Investors		5	249170	0	0	249170	0.1122	249170	0.1122	0	0.0000	NA	249170	
(f) Financial Institutions / Banks		2	16628	0	0	16628	0.0075	16628	0.0075	0	0.0000	NA	16628	
(g) Insurance Companies														
(h) Provident Funds / Pension Funds														
(i) Any Other (specify)														
Foreign Institutional Investors		1	417	0	0	417	0.0002	417	0.0002	0	0.0000	NA	417	
Sub Total		8	266215	0	0	266215	0.1198	266215	0.1198	0	0.0000	NA	266215	
Central Government / State Government(s) / President of India														
(2) Non-Institutions														
(a) Individuals-														
i. Individual shareholders holding nominal share capital upto Rs.2 lakhs		11617	8490268	0	0	8490268	3.8215	8490268	3.8215	0	0.0000	NA	7706400	
ii. Individual shareholders holding nominal share capital in excess of Rs.2 lakhs		20	47041123	0	0	47041123	21.1732	47041123	21.1732	0	0.0000	NA	47041123	
SUBHAM AGARWAL	AKDPA9431A	1	11141198	0	0	11141198	5.0147	11141198	5.0147	0	0.0000	NA	11141198	
BRJUBHUSHAN AGARWAL	AADHB1459B	1	8684877	0	0	8684877	3.9091	8684877	3.9091	0	0.0000	NA	8684877	
MITTU AGARWAL	ADAPA2795B	2	7298986	0	0	7298986	3.2853	7298986	3.2853	0	0.0000	NA	7298986	
SHEETIJ AGARWAL	AKDPA9469N	1	6471666	0	0	6471666	2.9129	6471666	2.9129	0	0.0000	NA	6471666	
SUMITRA DEVI AGARWAL	AFRPA7934F	2	4412400	0	0	4412400	1.9860	4412400	1.9860	0	0.0000	NA	4412400	
MAHABIR PRASAD AGARWAL	AAEIM4050J	1	3658142	0	0	3658142	1.6465	3658142	1.6465	0	0.0000	NA	3658142	
NBFCs registered with RBI		1	5000	0	0	5000	0.0023	5000	0.0023	0	0.0000	NA	5000	
(c) Employee Trusts														
(d) Overseas Depositories (holding DRs) (balancing figure)														



STAR FERRO AND CEMENT LIMITED.

Table III - Statement Showing shareholding pattern of the Public shareholder as on 30/06/2016

Category & Name of the Shareholders (I)	PAN (II)	Nos. of shareholders (III)	No. of fully paid up equity shares held (IV)	Partly paid-up equity shares held (V)	Nos. of shares underlying Depository Receipts (VI)	Total nos. shares held (VII) = (IV)+(V)+(VI)	Shareholding % calculated as per SCRR, 1957 As a % of (A+B+C2) (VIII)	Number of Voting Rights held in each class of securities (IX)			Shareholding as a % assuming full conversion of convertible securities (as a percentage of diluted share capital) (X) = (VII)+(X)	No. of Locked in shares (XII)	Number of shares pledged or otherwise encumbered (XIII)	Number of shares held in dematerialized form (XIV)
								No of Voting Rights		No of securities convertible (Including Warrants) (X)				
								Class x	Class y Total					
(e) Any Other (specify)														
Bodies Corporate		310	17589827	0	0	17589827	7.9172	17589827	0	7.9172	0	0.0000	NA	17573327
SUBHAM CAPITAL PRIVATE LIMITED	AAEC8831F	2	3930474	0	0	3930474	1.7691	3930474	0	1.7691	0	0.0000	NA	3930474
NARANTAK DEALCOMM LIMITED	AAACN8873B	1	3123420	0	0	3123420	1.4059	3123420	0	1.4059	0	0.0000	NA	3123420
SUPER DIAMOND NIRMAN PRIVATE LIMITED	AAICS2268M	1	2432000	0	0	2432000	1.0946	2432000	0	1.0946	0	0.0000	NA	2432000
Cleaning Member		87	302432	0	0	302432	0.1361	302432	0	0.1361	0	0.0000	NA	302432
Non Resident Individual		439	296127	0	0	296127	0.1333	296127	0	0.1333	0	0.0000	NA	296127
Trusts		10	111250	0	0	111250	0.0501	111250	0	0.0501	0	0.0000	NA	111250
Sub Total		12484	73836027	0	0	73836027	33.2336	73836027	0	33.2336	0	0.0000	NA	73035659
Total Public Shareholding (B) = (B)(1)+(B)(2)+(B)(3)		12492	74102242	0	0	74102242	33.3534	74102242	0	33.3534	0	0.0000	NA	73301874



STAR FERRO AND CEMENT LIMITED													
Table IV - Statement Showing shareholding pattern of the Non Promoter - Non Public shareholder as on 30/09/2016													
Category & Name of the Shareholders (1)	PAN (1)	No of shareholders (1)	No. of fully paid up equity shares held (IV)	Partly paid-up equity shares held (V)	Nos. of shares underlying Depository Receipts (VI)	Total nos. shares held (VII)=(IV)+(V)+(VI)	Shareholding % calculated as per SCRR, 1957) As a % of (A+B+C2) (VII)/(A+B+C2) (VIII)	Number of Voting Rights held in each class of securities (X)			Total Shareholding as a % assuming full conversion of securities (as a percentage of diluted share capital) (XI)=(VII)+(X) As a % of A+B+C2)	Number of Locked in shares (XII)	Number of shares pledged or otherwise encumbered (XIII)
								No of Voting Rights	Class x	Class y			
								No of shares Underlying outstanding convertible securities (including Warrants) (X)	As a % of total shares held (b)	As a % of total shares held (a)	As a % of total shares held (a)	As a % of total shares held (b)	
(1) Custodian / DR Holder		0	0	0	0	0	0.0000	0	0	0	0	0	0
Employee Benefit Trust (under SEBI (Share based Employee Benefit) Regulations, 2014)													
(2) Total Non Promoter - Non Public Shareholding (C)=(1)+(2)		0	0	0	0	0	0.0000	0	0	0	0	0	0

